



Developing a strategy to integrate, optimize and engage the growing advanced practice provider (APP) workforce is essential as health care organizations seek to improve access, quality, and affordability. With the latest optimization and utilization benchmarking data, organizations can establish a comprehensive APP workforce strategy and prioritize critical areas of opportunity. Consider the following specialty-specific insights while evaluating your hematology oncology APP workforce.

Inpatient and Ambulatory Settings



Median minimum number of required weekly ambulatory direct patient-facing hours **36**

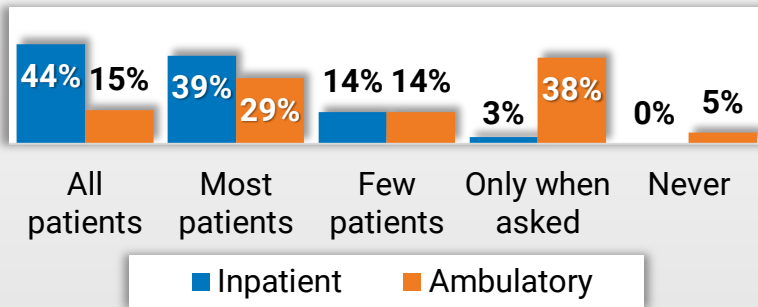
Total median number of annual work hours required for 1.0 FTE **1,824**

Median wRVUs **2,025**

Top 5 Most Common CPT Codes

CPT Code	Description
99214	Office o/p est mod 30 – 39 min
99213	Office o/p est low 20 – 29 min
99215	Office o/p est hi 40 - 54 min
99233	Subsequent hosp ip/ops high 50
99232	Sbsq hosp ip/obs moderate 35

Patients Seen by APPs Who Are Also Seen by a Collaborating/Supervising Physician

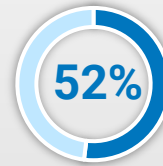


Inpatient

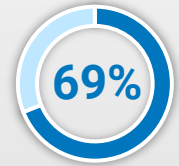


Most Common Inpatient Procedures:

- Lumbar Puncture
- Central Line Removal



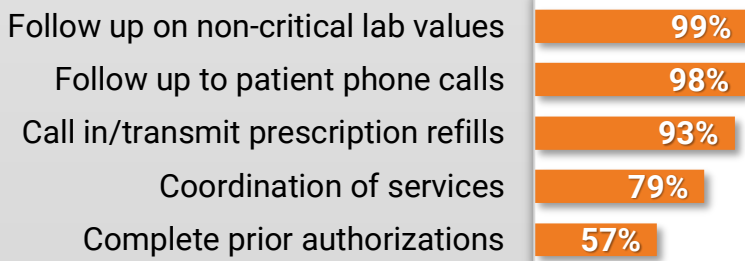
Personally perform inpatient procedures



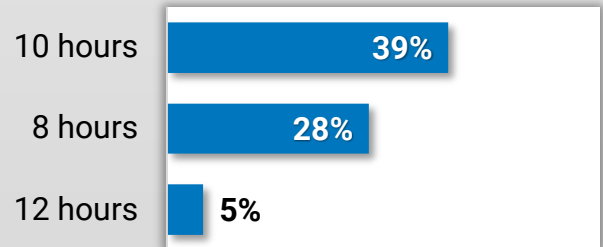
Personally bill for inpatient procedures

Ambulatory

Other Activities APPs Are Involved within the Ambulatory Setting (In Addition to Direct Patient Care)



Most Common Shift Length



Contact us to review the current utilization of your APPs compared to national benchmarks

Contact us!

Sources: SullivanCotter 2023 Advanced Practice Provider Compensation and Productivity Survey Report, SullivanCotter APP Preferences Survey Report, SullivanCotter 2023 Physician and APP CPT Work RVU Benchmark Study Report