



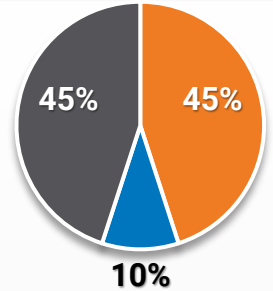
As health care organizations seek to improve access, quality, service, and affordability, developing a strategy to integrate, optimize and engage the growing advanced practice provider (APP) workforce across all specialties is essential. With the latest optimization and utilization benchmarking data, organizations can establish a comprehensive APP workforce strategy and prioritize critical areas of opportunity. Consider the following specialty-specific insights into Family Medicine when evaluating your APP workforce.

### Work Expectations



### Patient Panels

- Own
- Share with Physicians and/or Other APPs
- Both Own and Shared with Physicians and/or Other APPs

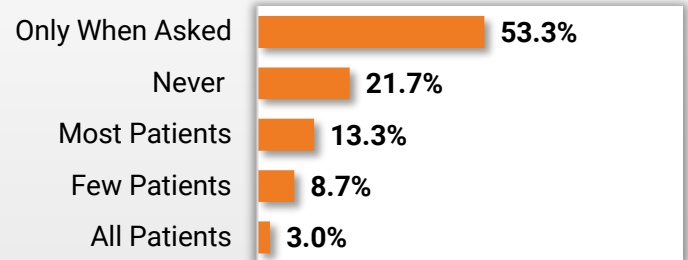


### APP Models of Care and Billing Practices

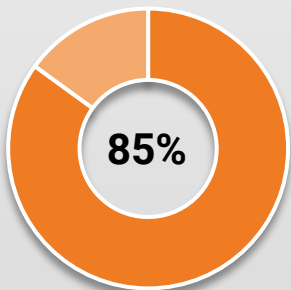
#### Top 5 Most Common CPT Codes

CPT Code	Description
99213	Office o/p est low 20-29 min
99214	Office o/p est mod 30-39 min
90471	Immunization admin
99396	Prev visit est age 40-64
99395	Prev visit est age 18-39

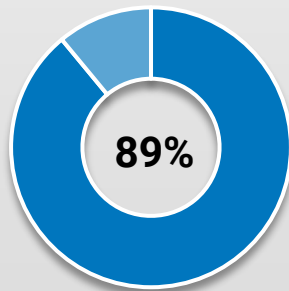
#### Frequency of Patients Being Seen by Collaborating/Supervising Physician



### Procedures

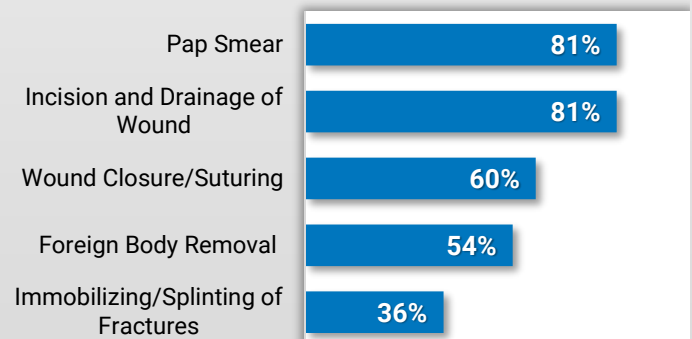


**Personally Perform Procedures**



**Personally Bill for Procedures**

#### Top Billed Procedures



Contact us to review the current utilization of your APPs compared to national benchmarks:

[Contact-Us@sullivancotter.com](mailto:Contact-Us@sullivancotter.com)

Sources: SullivanCotter 2023 Advanced Practice Provider Compensation and Productivity Survey Report, SullivanCotter APP Preferences Survey Report, SullivanCotter 2023 Physician and APP CPT Work RVU Benchmark Study Report