

# Data and Insights for Academic Medical Centers

SullivanCotter's 2023 *Physician Compensation and Productivity Survey* provides data-driven insight into the unique challenges facing academic medical centers (AMCs).

## Characteristics of the Survey Data Set

Includes **296,000 Physicians** and **124,000 Advanced Practice Providers (APPs)**.

AMC participants have increased by **nearly 40% per year** over the past two years with data representing:



Physician faculty from **78** medical schools

**76,000** academic physicians



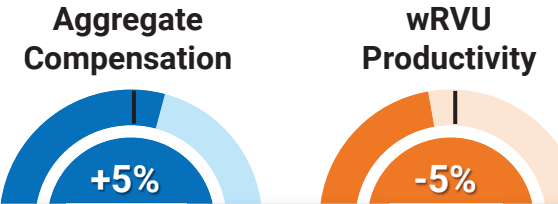
**40,000** APPs



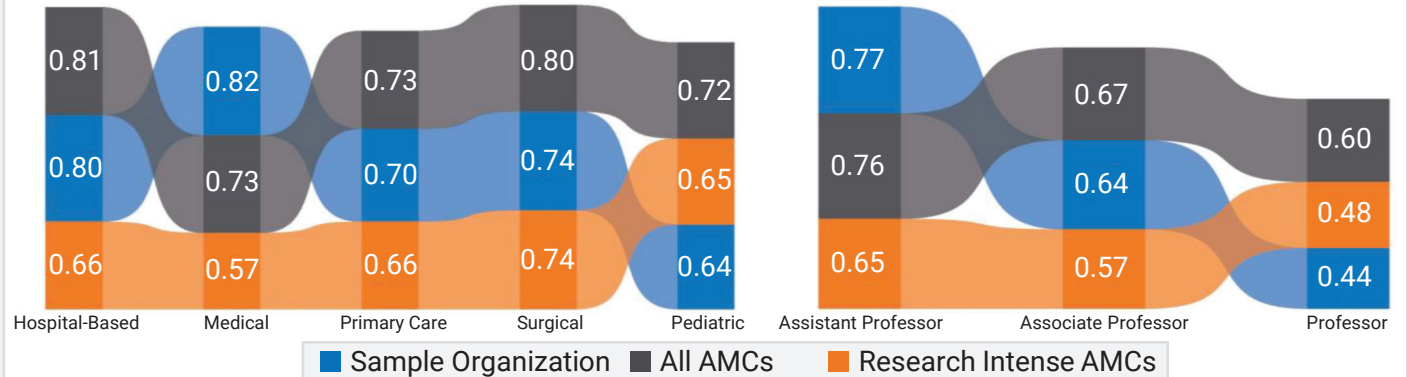
## Use survey insights to compare your organization to other AMCs

- Does faculty physician compensation **support recruitment and retention**?
- Do **productivity levels** support financial sustainability and growth?
- Does work effort allocation support **patient access** and the **academic mission**?
- Is **APP compensation** competitive compared to other organizations in your region?

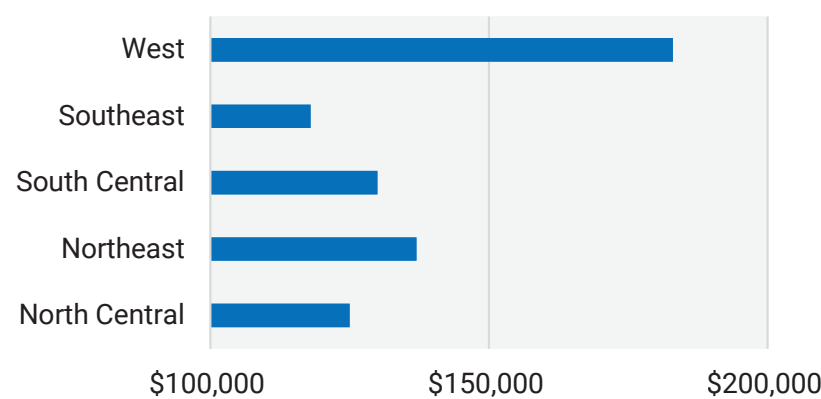
### Faculty Physician Market Positioning as Compared to AMC Median



### Aggregate Clinical FTE Market Positioning By Specialty Group and Rank



### APP Median Compensation by Region (All AMCs)



**Click here to participate in the 2024 survey**

**Questions? Contact us!**

[Contact-Us@sullivancotter.com](mailto:Contact-Us@sullivancotter.com)

[www.sullivancotter.com](http://www.sullivancotter.com)