

Physician On-Call and Telemedicine Compensation Survey

With nearly 300 participating organizations providing information on approximately 3,100 individual call contracts, this survey provides hospitals and health systems with the data they need to help address complex call pay issues, understand emerging trends in telemedicine, negotiate contracts and evaluate physician fair market value.

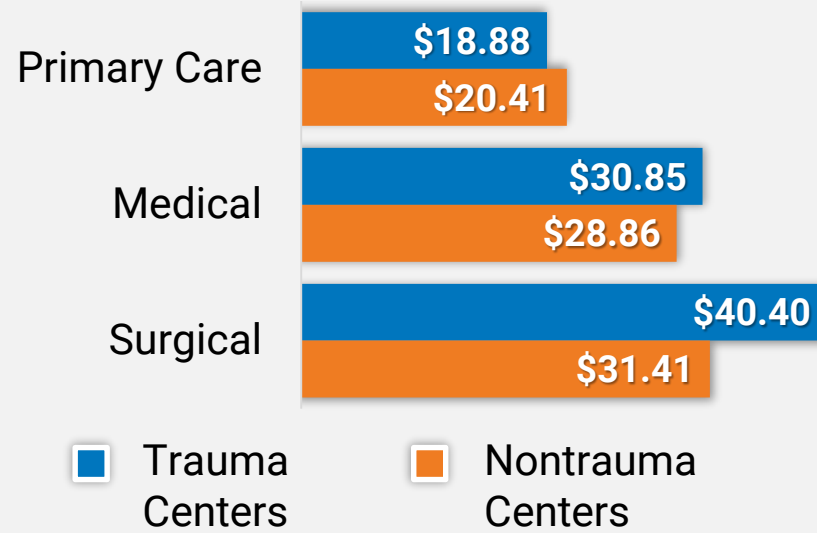


Questions? Contact Us!

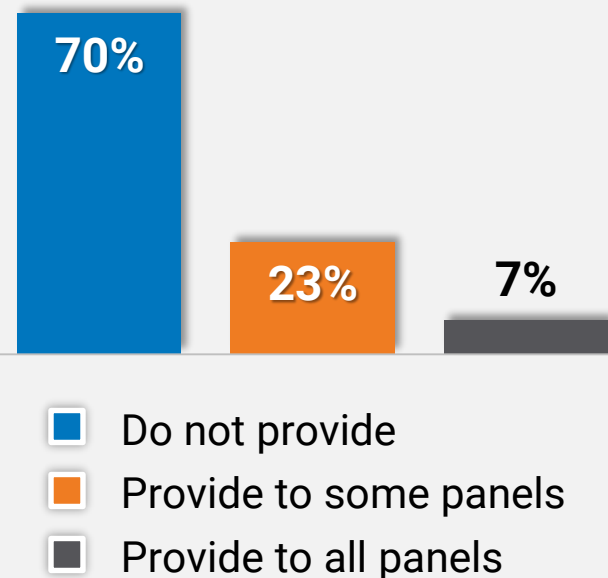
888.739.7039 | surveys@sullivancotter.com

Hourly rates for call coverage vary by specialty group

Average Unrestricted Equated Hourly Rates



30% of call panels provide shift differentials for evening, weekend or holiday coverage

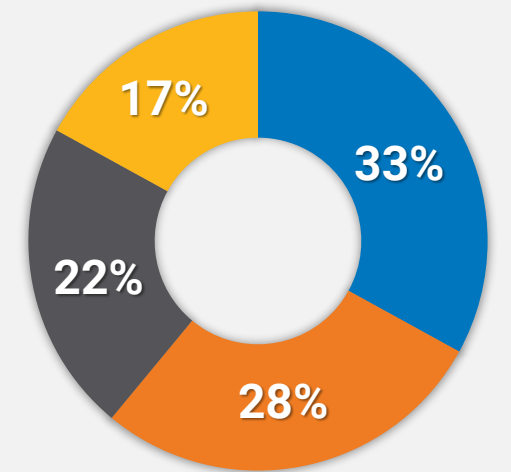



Average shift differentials as a percentage of regular hourly shift rate vary by the type of coverage provided



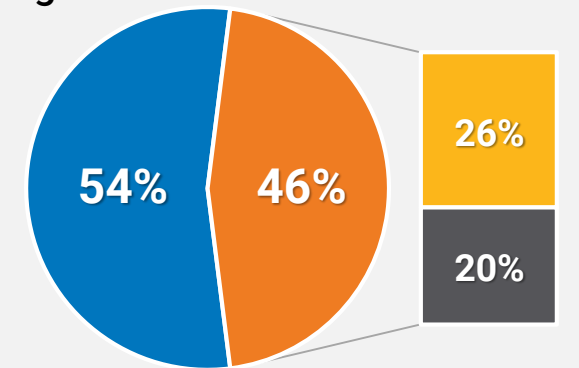
45% of organizations have physicians providing telemedicine on-call coverage
Of these, 74% provide compensation for this coverage

Geographic scale of telemedicine program



Some organizations decrease compensation for physicians who are exempt from call coverage

- Physicians are not exempt
- Some physicians are exempt
- Decrease in base salary or hourly rate if exempt
- No decrease in base salary or hourly rate if exempt



Source: SullivanCotter 2020 Physician On-Call and Telemedicine Compensation Survey Report

Copyright © 2021 by SullivanCotter

