

Physician On-Call and Telemedicine Compensation Survey

With **255 participating organizations** providing information on **2,372 individual call contracts**, this survey provides hospitals and health systems with the data they need to help address complex call pay issues, understand emerging trends in telemedicine, negotiate contracts and evaluate physician fair market value.



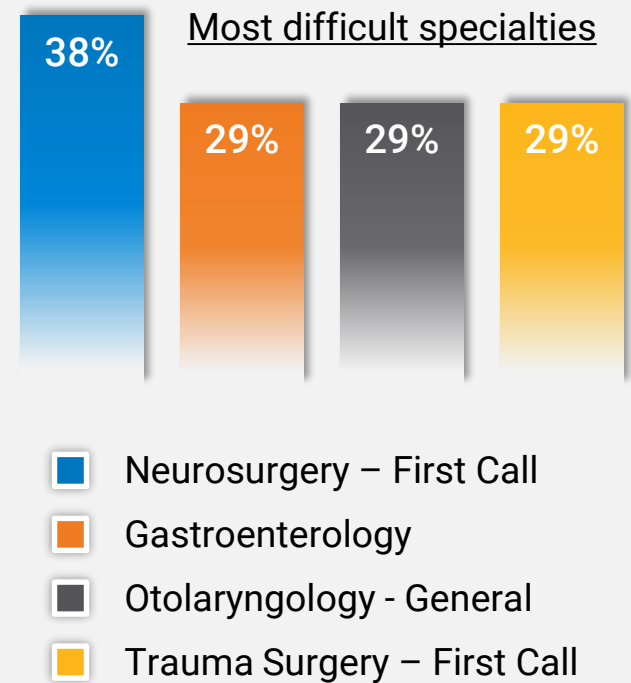
Questions? Contact Us!

888.739.7039 | surveys@sullivancotter.com

Hourly rates for trauma and non-trauma call coverage vary by specialty group

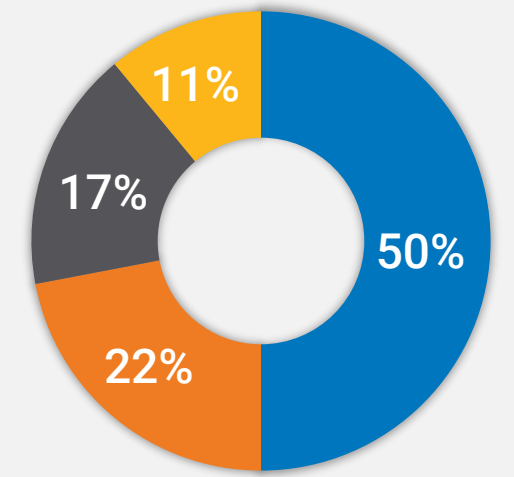
Average Unrestricted Equated Hourly Rates		
	Trauma	Non-Trauma
Primary Care	\$23.89	\$21.24
Medical	\$29.24	\$27.89
Surgical	\$39.89	\$32.26

53% of organizations have difficulty securing physicians to provide call coverage




40% of organizations have physicians providing telemedicine on-call coverage
Of these, **52%** provide compensation for this coverage

Geographic scale of telemedicine program



The average number of physicians on a call panel varies by specialty group



Only **13%** of call panels provide shift differentials for evening, weekend or holiday coverage



Shift differential as a percentage of regular equated hourly rate by shift type



Source: SullivanCotter 2018 Physician On-Call and Telemedicine Compensation Survey Report

Copyright © 2019 by SullivanCotter

